

Electronic KVM Switch

- 2 Port
- 4 Port

User's Manual



I. Introduction:

This Manual KVM switch provides an easy access to multiple computers from one keyboard, video and mouse, no interface card or software is required for configuration, Installation is as easy as connecting cables between switch and computers, PC selection method by electric switch button with LEDs indicate.

II. Features:

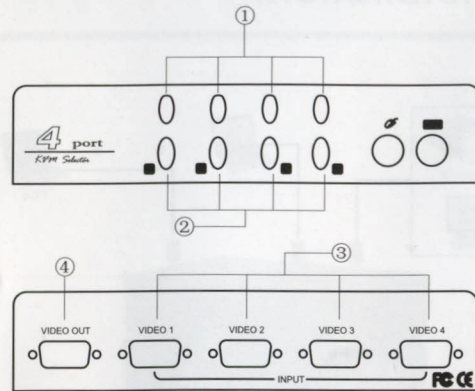
- * Supports VGA, SVGA, XGA and Mult Sync monitors.
- * Supports 150/250MHz video bandwidth (Model related).
- * DDC and DDC2 support at Port1.
- * Daisy-chainable.

III. Specifications:

	2 Port 	4 Port 
Description	2 PCs to 1 User	4 PCs to 1 User
PC side connector	HD-15M x 2	HD-15M x 4
Console side connector	HD-15F x 1, MD-6F x 2	
PC selection	Front Push button	
Max. Resolution	1920 X 1440	
Operating temperature	0~45°C	
Storage temperature	-20°C~60°C	
Housing	Metal	
Dimension(mm)	145(L)*102(W)*40(H)	183(L)*110(W)*40(H)

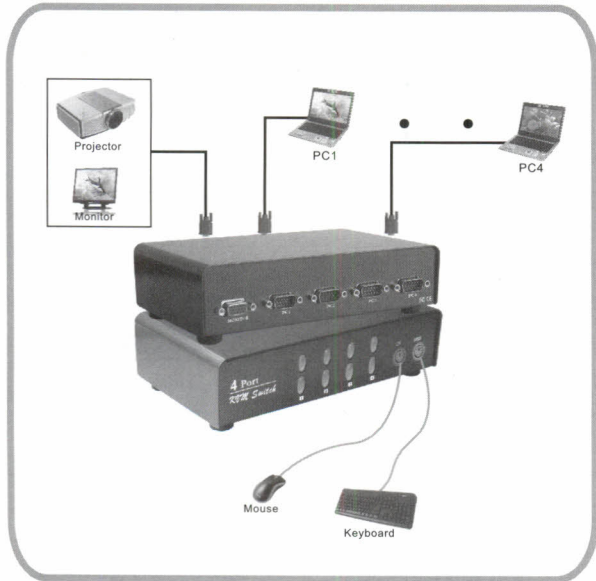
IV. Introduction:

MPc321e



NO.	Instruction	Function
1	LED	Select Indication
2	Button	Select Switcher
3	Input Connector	PC Signal Source
4	Output Connector	Connect Monitor or Projector

V. Installation:



VI. Limited Warranty:

In no event the direct vendor's liability exceed the price paid for the product from direct, indirect, special, incidental, or consequential damages resulting from the use of the product, dist, or its documentation.

The direct vendor makes no warranty or representation, expressed, or statutory with respect to the contents or use of this Documentation, and specially disclaims its quality, performance, Merchantability. or fitness for any particular purpose. The direct vendor also reserves the right to revise to update. For further inquires please contact your direct vendor.